

CHOOSE THE BEST *iDig* FOR YOU...

iDig Touch

- Large Color Screen for Best Visibility
- Touch Screen
- Integrated Video for FAQs
- Intuitive With Built-in Help Menu
- Can be Installed on over 100 Combinations of Machines and Buckets



	1D : For straight line work, at level or at single slope
	1D + chassis sensor : 360° in horizontal, only for straight line work at single slope
	2D : Work everywhere on any terrain at 360° (level to dual slope)



<i>iDig</i> Touch 1D Ref. IDIG510	<i>iDig</i> Touch 2D Ref. IDIG610
--------------------------------------	--------------------------------------

Next generation
Large color screen for best visibility
Intuitive touch screen
Integrated video and FAQs

	<i>iDig</i> Touch 1D Ref. IDIG510	<i>iDig</i> Touch 2D Ref. IDIG610
Footings	✓	✓
Foundations	✓	✓
Drainage	✓	✓
Trenches	✓	✓
Pipe Laying	✓	✓
Tank settings	⚠	✓
Embankments	⚠	✓
Parking lots	⚠	✓
Sport areas	⚠	✓
Roadwork	⚠	✓
Clamshell + Auger	✓	✓

⚠ Only for straight line for single slope

<i>iDig</i>	Touch 1D and 2D
System Power	12 /28V
Angle Sensor:	Solar
• Battery charging	
• Dimension / Weight	1x 70x100x25 mm / 242g (2 ^{3/4} x3 ^{7/8} x1" 0.53 Lb.) 2x 55x75x25 mm / 153g (2 ^{1/8} x3"x1" 0.34 Lb.)
• Water /Dust Protection	IP67
Control Unit :	
• Screen Size	Touch 7" (~18cm)
• Resolution	(800 x 480 pixels)
Optional 2D sensor	2D Gyro
Memory	
• Num of machines	Over 100
• Num of buckets	Over 100
Accuracy	+/- 7/16", 1 cm, 0.03'
Operating Temperature	-20° to +70°C (-4° to 158°F)



iDig Touch standard package include:

4 Sensors / 4 Sensor Plates / 1 LED Display and 1 Control Unit with Suction Mounts/ 2 Quick-Connect Cradles for the LED and Control Box with 12/24V Accessory Plug. With "1 time" Machine Set-up items : 1 Laser Pointer/ 2 Tripod Adaptors / 2 Extension Tubes / 1 Target

General Agency for Austria:

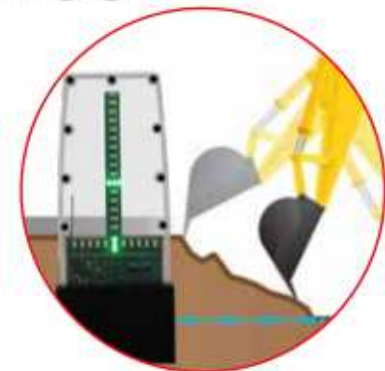
Logtronics GmbH
Industriestr. 3
6832 Sulz / Austria

info@logtronics.com
www.logtronics.com

Logtronics

visit our website for videos and other items in our product range :
www.idig-system.com

Logtronics *iDig*



Touch Systems
Affordable Bucket Position Indication
for All Excavating Equipment

NEW

SERIES 10
iDig 510 & 610



- New Software
Much Faster, New Functions
- New Touch Screen Cradle



- New Mini Sensors
The smallest in the industry

- 1 Put the Bucket Teeth on the Reference Point**
- 2 Enter Your Desired Depth, Slope, or Distance into the Control Box**
- 3 Follow the LED Indications... It's That Simple !**

ONE system for all :
Move your iDig system in minutes from one machine to another !

Applications



iDig



Lets you Carry the Benchmark in the Cab of the Machine for **Depth, Slope or Distance**.

Accurate to +/- 1cm (7/16"), (0.03') or Better!

WHY USE AN iDig SYSTEM ?

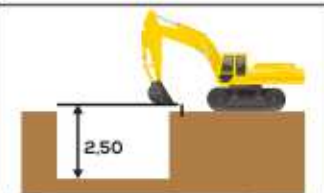
Your Machine Provides You with Most Everything You Require Except Where the Bucket is

When iDigs' Cab Mounted LED Indicator **is Green** You're Where You Need to Be 😊



Real-time Depth Indication

- Enter Your Desired Depth
- iDig Guides You There



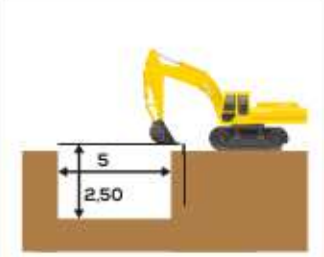
Real-time Slope Indication

- Enter Your Slope, Positive (+) or Negative (-) %, or X:Y
- iDig Guides You There
- iDig Can Also Calculate the Relative Slope Between Two Points on the Ground



Real-time Distance Indication

- Place the Bucket Teeth on the Start Point
- Enter Your Desired Digging Distance
- Follow iDig's Horizontal LEDs to Get There



iDig Works on ALL Excavators, Backhoes (also in 2D), Mini Excavators with a Wide Variety of Buckets

Use it for Footings, Foundations, Drainage, Trenches, Embankments, Tank Setting, etc.....



Attachment options:

Sensor plates can be glued with a wide temperature long-term durable adhesive tape, or screwed on



See through display lets you see the bucket edge and bucket depth in the same field of view

LATEST TECHNOLOGIES

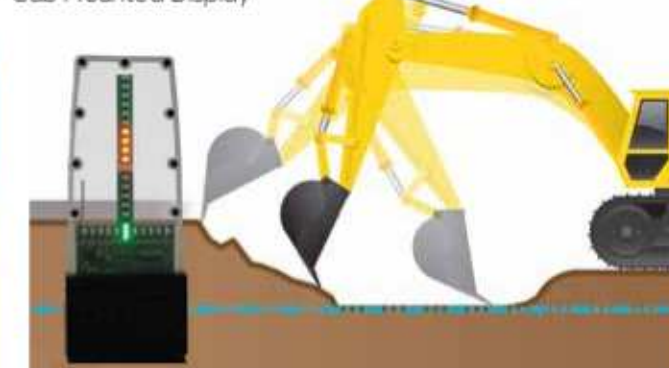
A Multi-country Partnership of Engineers and University Researchers Developed this Patented and Easy to Use Tool.

Solar Powered Electronic Angle Sensors **Wirelessly** Communicate With Each Other and the Control Box to Calculate the Real-time Position of the Bucket Teeth or Cutting Edge.

1. These Sensors, Mounted to the Boom, Dipper Stick, and Bucket Measure Their Respective Angles



2. The Calculated Position is Then Shown on the Cab Mounted Display



3. Stair-stepping LEDs Show the Direction to Move for Your Desired Position

Radio communication Solar charging

Each Movement of the Boom, Stick, and /or Bucket Automatically Updates the Position of the Bucket Tip.

PRODUCT ADVANTAGES

iDig is a Technically Advanced Tool. It Was Designed and Developed to Enable **Easy Installation, Calibration, and Use**, to Meet or Exceed Contractors' Stringent Needs

- Eliminate Wasted Fuel and Machine Downtime Waiting for a Grade Check, and the need for a grade rod : autolevel or laser.

Get Needed Information Right in Your Cab.

- Easily Handles Tough Jobsite Conditions:
 - ✓ Compact, Heavy Duty, Water and Dirt Proof
 - ✓ **Solar Charging** Means No Extra Work at Day's end
 - ✓ **Radio Communication** Means No Cable Breakage to Worry About
- Transfer Points When Moving the Machine with a Ground or Laser Reference
- Easily Calculate Slopes
- Software updates and machines import / export via USB connector on control box
- Remote access via USB WiFi stick for trouble shooting

BENEFITS YOU AND YOUR COMPANY

Gain Productivity and Efficiency to Become More Profitable by Winning More Bids and Doing the Job at a Lower Cost AND With Better Quality!

• iDig Saves Time and Money by:

- ✓ Eliminating Machine Downtime for Checking
- ✓ Eliminating Overcutting and Costly Fill Material
- ✓ Saving on Costly Diesel Fuel When Idling
- ✓ Eliminating Rework Due to Infrequent Checks

- Frees-up the Grade Checker for other Site Tasks and Keeps the Operator and the Machine Digging
- Eliminates the Safety Risk of a Cave-in as Nobody is Needed in the Excavation

FAST AND EASY SETUP

First Day:

- Setting up iDig to Your Machine and Bucket Takes 30 Minutes or Less
- Simply Turn On and Follow the Instructions on the Control Box Screen

Following Days :

- Select your machine and bucket on the screen and Go !



USE ONE iDig SYSTEM FOR MULTIPLE MACHINES

Different Jobs Mean Different Machines and Different Buckets. Go From Excavator to Backhoe to Mini.

Once Set, iDig Recognizes the Machine and Bucket.

- Get One For All the Machines in Your Fleet, or Buy One to Use on Your Various Rental Machines
- iDig Recognizes Multiple Buckets, Including Tilt Buckets (iDig Touch).
- Optional Accessories: Chassis Sensor for Non Center Pivot Machines, 2nd Boom Sensor, 2D sensor, Tilt Bucket Sensors.